



OPRAWY OGÓLNEGO ZASTOSOWANIA LED

LED MANA ROUND



220-240V-
50/60Hz



IP₂₀

IK₁₀
cover



-20+40°C



+ TIME -
10s-3min



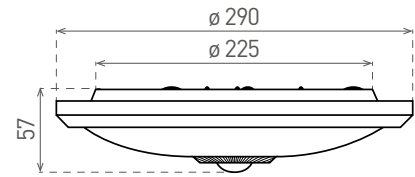
+ LUX -
3-2000



max 6m

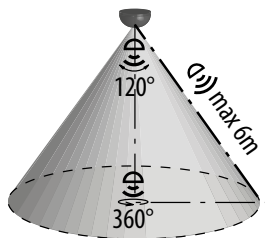


- OPRAWA LED SMD Z CZUJNIKIEM RUCHU NA PODCZERWIEŃ (PIR)
- obudowa: blacha stalowa malowana proszkowo
- klosz: poliwęglan (PC)
- zawiera regulowany czujnik ruchu
- ponad 80% redukcji zużycia energii elektrycznej względem oświetlenia żarówkowego

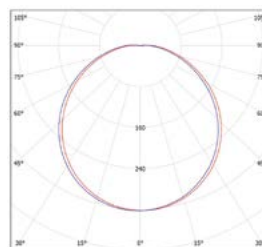


NEUTRAL
WHITE

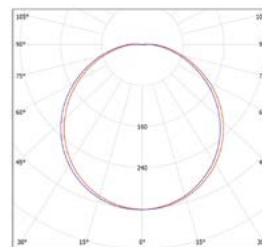
- LED 12W ▶ ✨ 65W
- LED 16W ▶ ✨ 85W
- LED 20W ▶ ✨ 120W



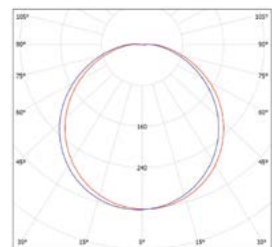
LED MANA 12W NW



LED MANA 16W NW



LED MANA 20W NW



						T_c CCT	R_a CRI		
LED MANA 12W NW	GXPS009	8592660127385	12	1000	neutralna biata	4000K	>80	0,62	1/10
LED MANA 16W NW	GXPS010	8592660117478	16	1250	neutralna biata	4000K	>80	0,62	1/10
LED MANA 20W NW	GXPS011	8592660122250	20	1600	neutralna biata	4000K	>80	0,63	1/10